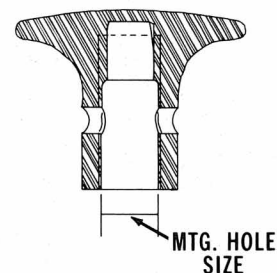
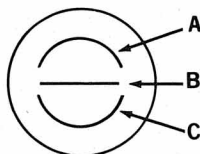


BUTTONS & DIALS FOR PUSH-PULL CONTROL VALVES

SERVICE PARTS
CATALOG 03-L-12A

BUTTONS

DEV. CODE 1S 0133



ROUND BUTTONS

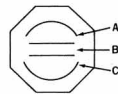
Pc. No.	A Lettering	B Lettering	C Lettering	Color	Mtg. Hole Size
240272	Push for Charge	Emergency Brake Not for Parking	Pull for Emergency	Black	.387
240302	Pull to Park	Parking Brake	Push to Release	Black	.387
240920	Pull for Normal	Reserve Air	Push for Reserve	Black	.387
240921	Pull for Emergency	System Emergency Control	Push to Release	Black	.387
240931	—	Trailer Emergency Brake Control	Push to Release	Black	.387
241866	—	—	—	Black	.387
243062	Pull to Park	Emergency Brake	Pull for Emergency	Black	.387
243343	Push to Lock	Converter Lock-Up Release	With Clutch Pedal	Black	.387
243953	Pull to Apply	Auxiliary Brake	Push to Release	Black	.387
244282	Push to Charge	Trailer Control	Not for Parking	Black	.387
245186	Push for Normal	Tractor Protection Not for Parking	Pull for Emergency	Black	.387
245841	Push to Hold	Brake Release	—	Black	.387
246122	—	Trailer Parking Brake Control	Push to Release	Black	.387
246628	Pull to Park	Emergency Brake	Pull for Emergency	Red	.387
246801	Push to Change	Emergency Brake Not for Parking	Pull for Emergency	Red	.387
246837	Pull to Park	Parking Brake	Push to Release	Red	.26
246838	Push for Normal	Tractor Protection Not for Parking	Pull for Emergency	Red	.26
248091	Push to Charge	Transmission Air Control	—	Black	.387
248437	Pull to Apply	Emergency Brake	Push to Release	Green	.387
248476	—	—	—	Green	.387
248812	Push to Hold	Emergency Parking Brake Release	—	Green	.387
248987	Push to Lock	Throttle	Pull to Release	Black	.387
249541	Push to Apply	Digging Brake Not for Parking	Pull to Release	Black	.387
290090	—	Not for Parking	—	Red	.387
290997	Pull to Apply	Tractor Parking	Push to Release	Blue	.387
291037	—	—	—	Black	.449
291038	Pull for Normal	Reserve Air	Push for Reserve	Black	.449
291041	Pull to Apply	Tractor Parking	Push to Release	Blue	.449
291172	Pull to Apply	Tractor Parking	Push to Release	Blue	.26
291433	Pull to Park	Parking Brake	Push to Release	Black	.449
291588	Push to	Charge Trailer	While Parked	Black	.387
291625	Pull to Apply	Tractor Parking Only	Push to Release	Blue	.449
292979	Pull to Apply	Tractor Parking Only	Push to Release	Blue	.449
294331	Push to	Charge Trailer	While Parked	Blue	.449
296926	Push to Apply	Pintle Clamp	Pull to Release	Black	.387

PRINTED IN U.S.A.

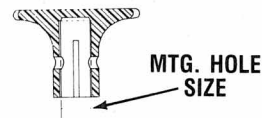
BUTTONS & DIALS FOR PUSH-PULL CONTROL VALVES

SERVICE PARTS CATALOG 03-L-12B

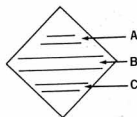
DEV. CODE IS 0133



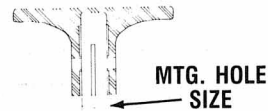
OCTAGONAL BUTTONS



Pc. No.	A Lettering	B Lettering	C Lettering	Color	Mtg. Hole Size
247348	—	—	—	Red	.387
247398	Push for Normal	Tractor Protection Not for Parking	Pull for Emergency	Red	.387
248435	Pull to Apply	Trailer Emergency Not for Parking	Push to Release	Red	.387
248436	—	—	—	Red	.387
248600	Pull to Apply	Trailer Emergency	Push to Release	Red	.387
290655	Push to Charge	Trailer Air Supply	Not for Parking	Red	.387
291054	Push to Charge	Trailer Air Supply	Not for Parking	Red	.320
291624	Pull to Exhaust	Trailer Air Supply Not for Parking	Push to Supply	Red	.387
293557	Pull to Evacuate	Trailer Air Supply Not for Parking	Push to Supply	Red	.387



DIAMOND SHAPE BUTTONS



Pc. No.	A Lettering	B Lettering	C Lettering	Color	Mtg. Hole Size
248433	Pull to Apply	Parking Brake	Push to Release	Yellow	.387
248434	—	—	—	Yellow	.387
248502	Pull to Apply	Parking Brake	Push to Release	Yellow	.387
248503	—	—	—	Yellow	.387
290998	Pull to Apply	System Park	Push to Release	Yellow	.387
291142	Pull to Apply	System Park	Push to Release	Yellow	.387
291174	Pull to Apply	System Park	Push to Release	Yellow	.26
291357	Pull to Apply	Tractor Trailer Park	Push to Release	Yellow	.387
292978	Pull to Apply	Parking Brake	Push to Release	Yellow	.387
293786	Pull to Apply	Parking Brake	Push to Release	Yellow	.387
101471	Pull to Apply	Parking Brake	Push to Release	Yellow	.387



STYLE 1



STYLE 2

DIALS



DIAL
243717

Dials Pc. No.	Lettering	Style No.	A
242406	To Release Parking Brake—Push Button and Make 100 P.S.I. Foot Valve Application	1	1.62
Opposite Side	To Release Parking Brake—Push Button and Make 100 P.S.I. Foot Valve Application	2	1.62
244402	Auxiliary Brake Emergency—Release Procedure After Automatic Application Push Button Then Release Brakes	1	1.38
244978	To Release Parking Brake—Push Button and Make Foot Valve Application To Full System Pressure	2	1.62
245002	To Park—Pull Button—Make Full Foot Valve Application. To Release Brake, Charge System To 100 P.S.I., Push Button Then Make Full Foot Valve Application	1	2.06
245649	To Release Parking Brake—Push Button and Make Foot Valve Application To Full System Pressure	1	1.62
246947	Auxiliary Brake Emergency Release Procedure After Automatic Application Push Button Then Release Brakes	1	1.62
Opposite Side	Auxiliary Brake Emergency Release Procedure After Automatic Application Push Button Then Release Brakes	2	1.62
246973	To Release Parking Brake—Push Button 95 P.S.I. Air Pressure Required	2	1.62